

- **500 Series - "Low Profile"**
  - **UMP-536**  
-Down Discharge

## **Low Profile, High Capacity, High Efficiency Evaporative Cooling 13,000 to 16,000 CFM Industry Standard Rating**

### **Features**

- "Low profile" (only 42.75" high)
- Lifting sky hooks
- Factory tested and shipped ready to operate, including factory wired components
- The most up-to-date propeller type axial fan affords maximum air delivery while minimizing horsepower
- ETL Listed and labeled in accordance with U.L. standards
- Heavy gauge, hot dipped galvanized steel construction
- Copper-wound, heavy duty ball bearing motors
- Epoxy powder base paint finish baked on at 375°
- One high capacity pump provides complete media saturation
- Rugged cabinet assembly with double thick steel corners
- Self-aligning, heavy duty, greaseable, pillow block, ball type fan bearings
- Adjustable motor sheave for air flow adjustment
- Fan performance is factory set to job specific specifications
- "Rain-Tight" pitched top construction (1/4"/12")
- Aspen wood fiber media with dust trap filters

### **Available Options**

- Class II, U.L. 900 media
- Control packages
- Clean Pump
- Self-tensioning belt
- Installation accessories
- Fused and non-fused disconnects

### **Resources Available for This Product**

- Catalog By Mail
- Catalog Online

*Patent #4774030 or other patents pending*



### **United Metal Products**

1920 E Encanto Drive Tempe, AZ 85281  
 T 480.968.9550  
 F 480.968.9555  
 www.unitedmetal.com



Model #	Industry Standard Rating	AIR DELIVERY IN CUBIC FEET PER MINUTE (CFM)								ELECTRICAL SPECIFICATIONS					FAN UNIT				Evaporative Media	Weights ③						
		Inches Static Pressure (W.G.) ①								Fan Motor ②		Pump ⑤			Fan		Drives			Quantity-Width x Height	Shipping	Operate				
		0 CFM RPM	0.1 CFM RPM	0.2 CFM RPM	0.3 CFM RPM	0.4 CFM RPM	HP	Max BHP	Volt/Phase 115/208/230 1 Phase Amps	Volt/Phase 208/230/460 3 Phase Amps	GPH @ 5' Head	Volt/Phase 115 1 Phase Amps	Dia.	Max RPM	Motor Pulley O.D.	Fan Pulley O.D.	Belt	Shaft								
UMP-536 Down	13,000	9,793	395	7,903	395	6,147	395	--	--	--	--	3/4	.86	13.8 / 7.6 / 6.9	3.5 / 3.2 / 1.6	380	1.2	42"	690	3.75"	11.25"	A48	1"	8 - 30 x 36	480	780
	14,000	10,859	438	9,065	438	7,223	438	4,855	438	--	--	1	1.15	16.0 / 8.8 / 8.0	4.6 / 4.2 / 2.1	380	1.2	42"	690	3.75"	11.25"	A48	1"	8 - 30 x 36	480	780
	16,000	12,397	500	10,728	500	9,300	500	7,628	500	5,554	500	1 1/2	1.72	20 / 11 / 10	6.6 / 6.0 / 3.0	380	1.2	42"	690	3.75"	11.25"	A48	1"	8 - 30 x 36	489	802

\* Performance rating include the effects of the evaporative media, inlet louver, motor and drives in the airstream.

\* Performance shown is for installation Type B: Free Inlet, Ducted Outlet

\* Power rating (BHP) does not include drive losses.

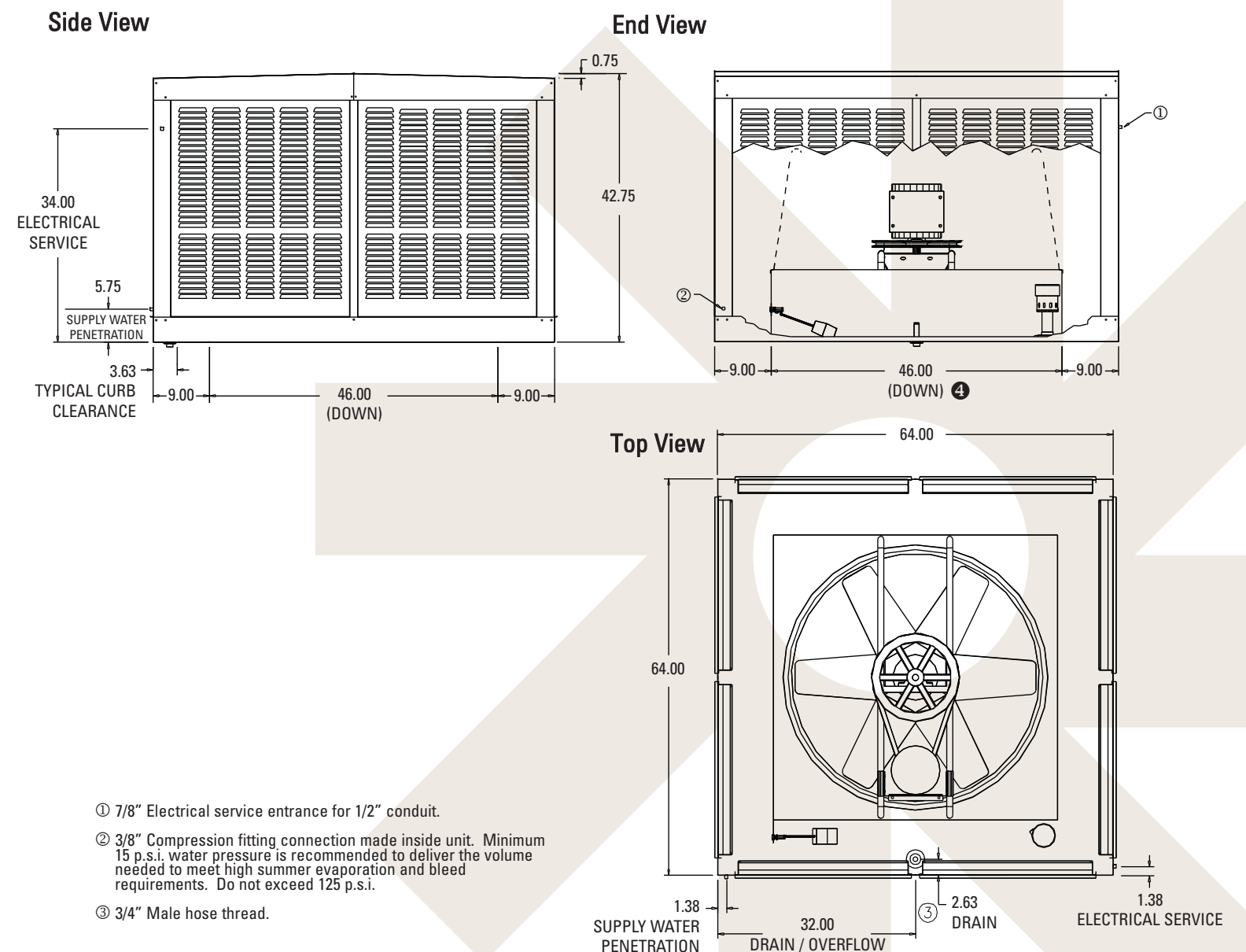
① The 500 series fan type evaporative coolers are only designed for straight down ducted applications. External static pressure ranges of 0.0" to 0.2". Higher ESP are only shown to demonstrate fan characteristics and performance with loaded media. For ducted applications with external static pressures exceeding 0.2" a UMP-800 or 900 series blower model is recommended.

② Only motors with 1 HP or less are provided with integral thermal protection. Motors 1.5 HP or greater require a separate motor overload device. Amperage ratings shown are NEC. Usable at 208v. Consult factory for overload and control options.

③ Weights are in pounds and include motors, pumps and drives. Operating weights include saturated media and assumes 2.5" depth of water in sump. Weights exclude optional accessories such as curb, diffuser and controls.

④ Minimum duct sizing should be 45" x 45" (see accessories drawing for details). Evaporative cooling is an adiabatic process. Possibility of water damage may exist. Special consideration must be taken when utilizing an evaporative cooler. Consult factory for special applications.

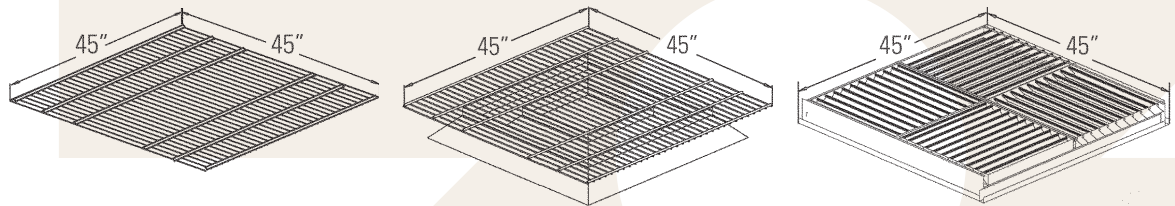
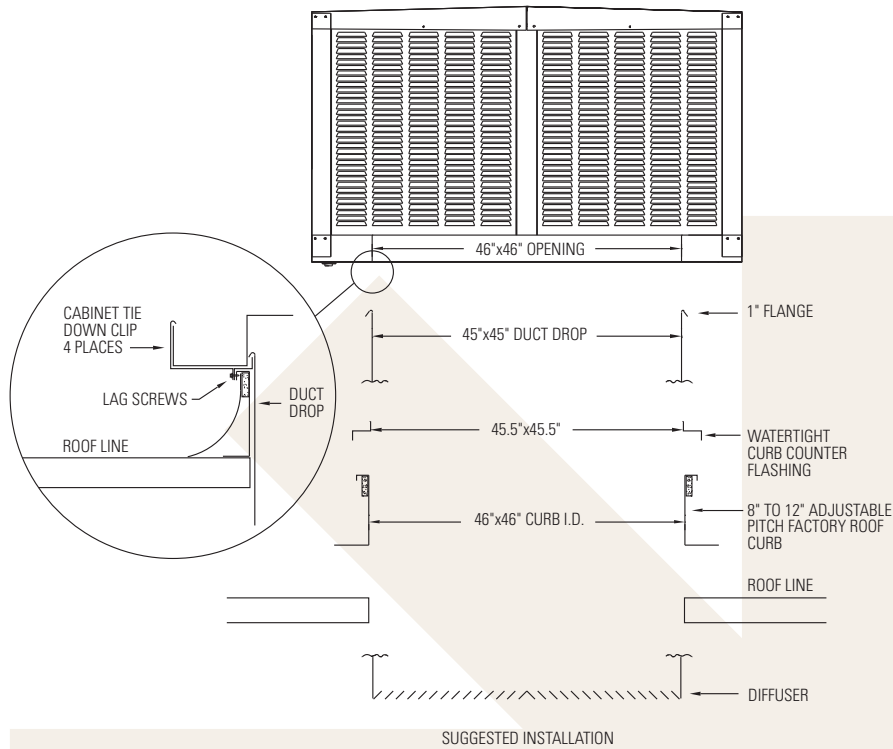
⑤ 230v pumps are available; contact UMP for details.





### UMP-536 Optional Accessories

Description	Part #	Material/Finish	Opening	Weight in Lbs.
UMP-536 Adj. Curb	7220-46	18 ga galv.	46" x 46"	60
Cabinet Tie-Down Kit	12434	16 ga painted galv.	--	4



Description	UFG45 Grill	UFD45-2 Grill Diffuser	A4545 Auto Damper Diff.
Discharge Height Application	16' and above	12' to 16'	12' to 16'
Part #	10604	80284	20038
Pressure Drop @ 1,200 FPM	.02"	.07"	.10"
Material / Finish	Galv. / Beige	Galv. / Beige	Aluminum
Weight in Lbs.	14	29	59

