

Low Profile, Commercial / Industrial Evaporative Cooling 9,500 to 12,500 CFM Industry Standard Rating

Features

- "Low profile" (only 47.25" high)
- External static pressure range of 0.0" to 1.2" W.G.
- Factory tested and shipped ready to operate, including factory wired components
- ETL Listed and labeled in accordance with U.L. standards
- Copper-wound, heavy duty ball bearing motors
- One high capacity pump provides complete media saturation
- Self-aligning, heavy duty, greaseable, pillow block, ball type fan bearings
- Fan performance is factory set to job specific specifications
- Premium 8" or 12" thick cross fluted media for 80% to 90% evaporative efficiency
- Lifting sky hooks
- Heavy gauge, hot dipped galvanized steel construction
- Epoxy powder base paint finish baked on at 375°
- Rugged cabinet assembly with double thick steel corners
- "Rain-Tight" pitched top construction (1/4"/12")
- Easily accessible external distributor clean-outs
- Side access media removal
- Adjustable motor sheave for air flow adjustment
- Epoxy Painted G-90 Galvanized Steel reservoir

• 800 Series - "Low Profile"

• UMP-839

- Up Discharge
- Side Discharge
- Down Discharge

Available Options

- Class II, U.L. 900 media
- Prewired control packages
- Distribution flush system
- Freeze protection
- Hinged access door
- 2" Pre-filters
- Installation accessories
- Fused and non-fused disconnects

Resources Available for This Product

- Catalog By Mail
- Catalog Online



Patent #4774030 or other patents pending

United Metal Products

1920 E Encanto Drive Tempe, AZ 85281

T 480.968.9550

F 480.968.9555

www.unitedmetal.com

Manufacturer of Quality Air Moving Equipment



Information subject to change. Updates available online.

FanAir/UMP-839/PO/April 2011

Model	Industry Standard Rating	Media Depth	Eff'y @ 500 FPM	HP	AIR DELIVERY IN CUBIC FEET PER MINUTE																									
					Inches Static Pressure (W.G.) ①																									
					0		0.1		0.2		0.3		0.4		0.5		0.6		0.7		0.8		0.9		1.0		1.1		1.2	
CFM	RPM	CFM	RPM	CFM	RPM	CFM	RPM	CFM	RPM	CFM	RPM	CFM	RPM	CFM	RPM	CFM	RPM	CFM	RPM	CFM	RPM	CFM	RPM	CFM	RPM					
UMP-839 Up (U) Side (S) Down (D)	9,500	8"	80%	1	6,120	371	5,830	393	5,560	411	5,320	431	5,030	456	4,820	475	4,530	501	4,300	522	4,010	549	3,720	576	--	--	--	--	--	--
		12"	90%	1	5,980	379	5,690	402	5,440	421	5,230	438	4,920	464	4,930	482	4,440	509	4,190	530	3,900	557	--	--	--	--	--	--	--	--
	10,500	8"	80%	1 1/2	7,030	432	6,760	442	6,550	457	6,290	478	6,100	493	5,830	515	5,620	533	5,410	552	5,160	575	4,970	591	4,730	614	4,530	633	4,280	657
		12"	90%	1 1/2	6,880	434	6,600	453	6,420	468	6,170	489	5,990	502	5,730	524	5,520	543	5,340	559	5,090	582	4,900	598	4,670	621	4,460	640	--	--
	11,500	8"	80%	2	7,700	467	7,480	484	7,300	496	7,060	515	6,890	528	6,660	548	6,450	564	6,290	578	6,060	599	5,860	616	5,630	637	5,370	653	5,150	681
		12"	90%	2	7,550	479	7,310	497	7,160	507	6,920	526	6,750	540	6,500	560	6,340	574	6,190	586	5,970	607	5,780	624	5,550	645	5,370	660	5,150	681
	12,500	8"	80%	3	8,790	537	8,590	552	8,430	562	8,300	572	8,090	588	7,980	598	7,760	615	7,620	627	7,400	645	7,310	652	7,050	675	6,840	693	6,680	708
		12"	90%	3	8,600	550	8,390	566	8,270	575	8,160	583	7,950	600	7,830	610	7,620	627	7,480	638	7,270	655	7,070	673	6,930	686	6,720	704	6,580	717

Model	ELECTRICAL SPECIFICATIONS						BLOWER UNIT		Evaporative Media	Weights (Lbs) ③	
	Fan Motor ②				Pump ④		Dia.	Type		Shipping	Operate
	HP	Max BHP	Volt/Phase 115/208/230 1-Phase Amps	Volt/Phase 208/230/460 3-Phase Amps	GPH @ 5' Head	Volt/Phase 115/ 1-Phase Amps					
UMP-839 Up (U) Side (S) Down (D)	1	1.15	16.0/8.8/8.0	4.6/4.2/2.1	450	1.7	18" x 18"	DWDI-FC	5 - 8" x 12" x 39"	470	595
	1	1.15	16.0/8.8/8.0	4.6/4.2/2.1	820	2.3	18" x 18"	DWDI-FC	5 - 8" x 12" x 39"	492	629
	1 1/2	1.73	20.0/11.0/10.0	6.6/6.0/3.0	450	1.7	18" x 18"	DWDI-FC	5 - 8" x 12" x 39"	483	608
	1 1/2	1.73	20.0/11.0/10.0	6.6/6.0/3.0	820	2.3	18" x 18"	DWDI-FC	5 - 8" x 12" x 39"	505	642
	2	2.3	24.0/13.2/12.0	7.5/6.8/3.4	450	1.7	18" x 18"	DWDI-FC	5 - 8" x 12" x 39"	514	639
	2	2.3	24.0/13.2/12.0	7.5/6.8/3.4	820	2.3	18" x 18"	DWDI-FC	5 - 8" x 12" x 39"	536	673
	3	3.45	--/18.7/17.0	10.6/9.6/4.8	450	1.7	18" x 18"	DWDI-FC	5 - 8" x 12" x 39"	525	650
	3	3.45	--/18.7/17.0	10.6/9.6/4.8	820	2.3	18" x 18"	DWDI-FC	5 - 8" x 12" x 39"	547	674

* Performance rating is at max BHP and includes the effects of the evaporative media, inlet louver, motor and drives in the airstream.
 * Fan performance shown is based on tests made in accordance with AMCA 210-85, installation Type B; free inlet, ducted outlet.
 * Power rating (BHP) does not include drive losses

① UMP-800 series, blower type evaporative coolers are designed for ducted applications with external static pressure ranges of 0.0" through 1.2". For straight down ducted low static applications with external static pressure ranges of 0.0" to 0.2" a UMP-700 series propeller type axial fan model may be recommended.

② Only motors 1 HP or less are provided with integral thermal protection. Motors 1.5 HP or greater require a separate motor overload device. Amperage ratings shown are NEC at nominal HP. Usable at 208v. Consult factory for overload and control options.

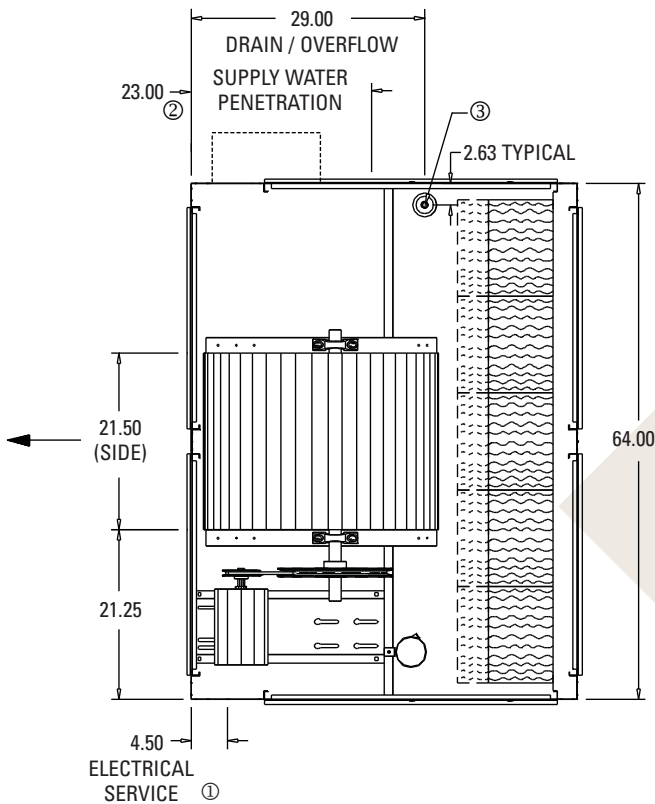
③ Weights are in pounds and include motors, pumps and drives. Operating weights include saturated media and assumes 2.5" depth of water in sump. Weights exclude optional accessories such as curb, diffuser and controls.

④ 230v pumps are available; contact UMP for details.

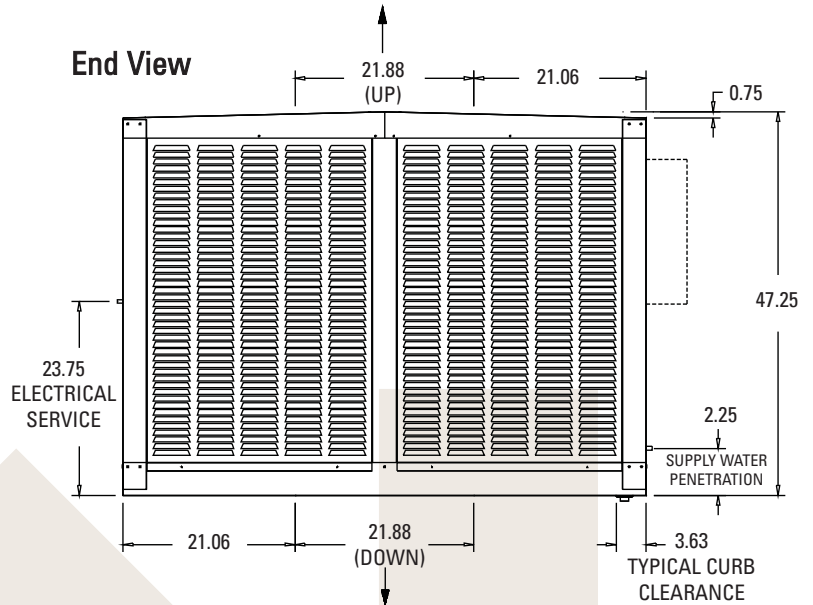


UMP-839

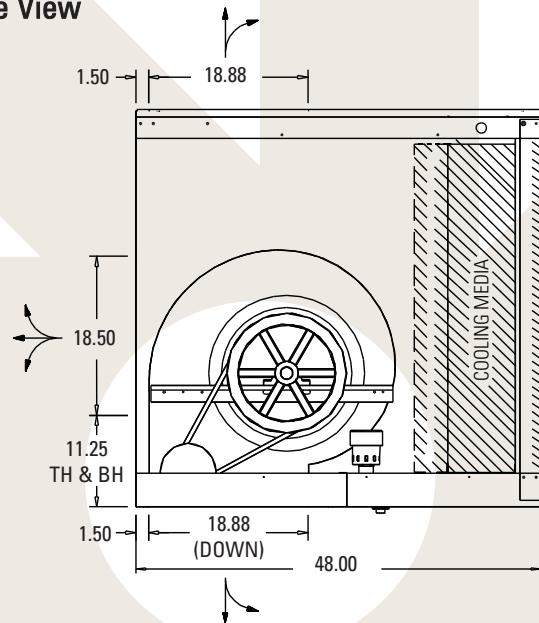
Top View



End View



Side View



- ① 7/8" Electrical service entrance for 1/2" conduit.
(NOTE: When the unit is supplied with an Integral Single Point Power Connection / Control Panel the electrical service entrance will be on the opposite side of the unit than shown here. Also, the supply water penetration will be on the opposite side than shown here (opposite the electrical panel).
- ② 3/8" Compression fitting connection made inside unit. Minimum 15 p.s.i. water pressure is recommended to deliver the volume needed to meet high summer evaporation and bleed requirements. Do not exceed 125 p.s.i.
- ③ 3/4" Male hose thread.

